


Certificate of Analysis

Product Description

Product Name	Lenti-UbC-Blank Lentivirus
Cat Number	LVP689
Lot Number	KL8150
Quantity	1 x 200 µl
Viral Titer	6.83 x 10 ⁹ IU/ml
QC Evaluation Cell Line	293T Cells (Cat no. LV010)

Specifications

	Test Method	Minimum	Results
Viral Titer	qRT-PCR	1.0 x 10 ⁷ IU/ml	6.83 x 10 ⁹ IU/ml
Sterility Test	Direct Culture	***	Not detected



Brightfield Image

Transduction Duration: 72 Hours

MOI: 13.7

Multiplicity of Infection (MOI) Calculation Method:

$$\text{MOI} = \frac{\text{Product Titer (IU/ml)} \times \text{Virus Volume (ml)}}{\text{Total Cell Number}}$$

This product is for research use only and is not intended for therapeutic or diagnostic applications.
Please contact a technical service representative for more information.

1-3671 Viking Way,
Richmond, BC, Canada V6V2J5
T e l : 6 0 4 - 2 4 7 - 2 4 1 6
F a x : 6 0 4 - 2 4 7 - 2 4 1 4
w w w . a b m G o o d . c o m

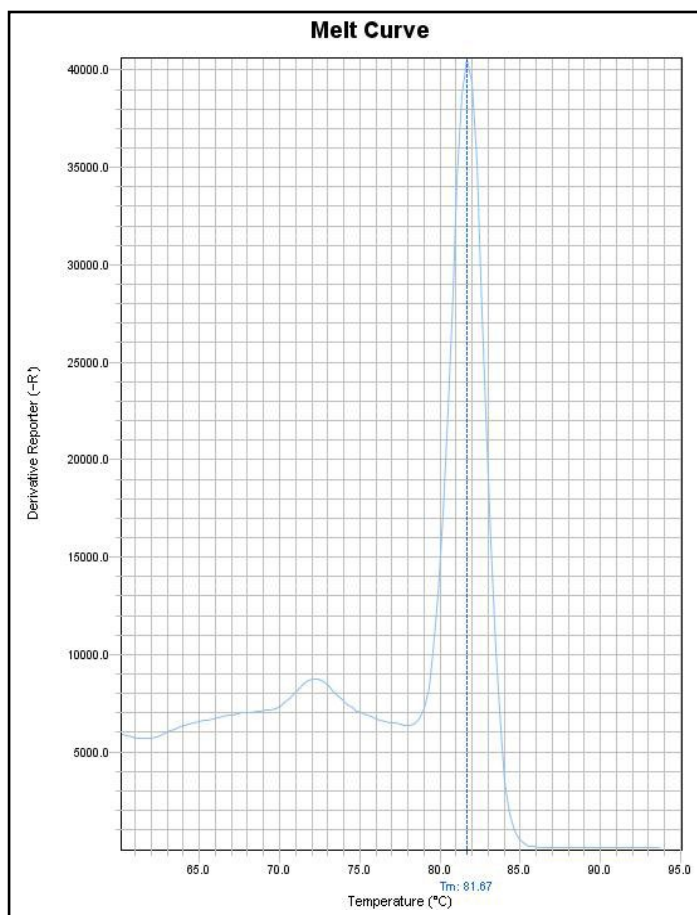
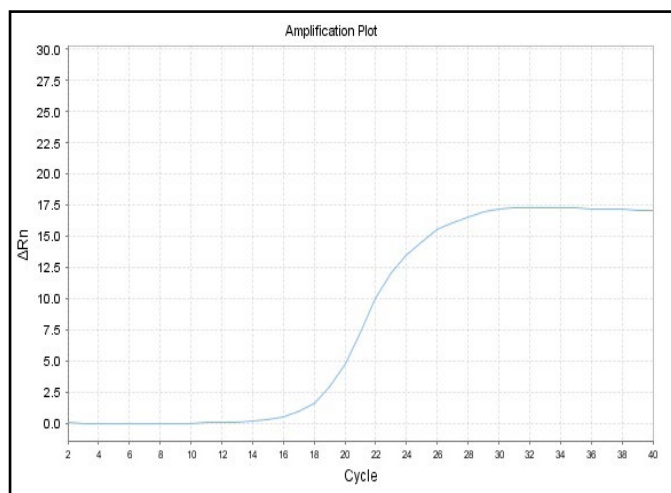
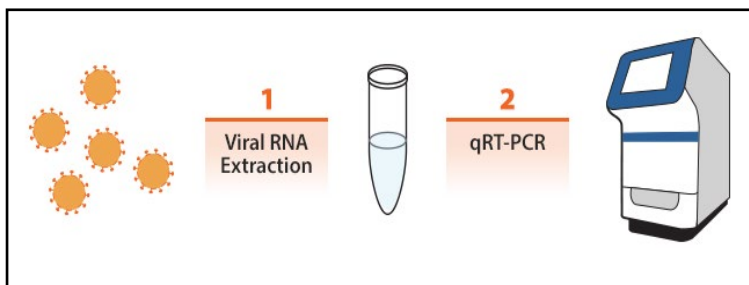
Lentivirus qRT-PCR Titer Report

Cat No. LVP689

Lenti-UbC-Blank Lentivirus

(05/25/2016)

Viral RNA was extracted from lentivirus and cDNA was generated from RT. The viral RNA samples (diluted 100 folds) and the lentiviral RNA STD1 and STD2 are subjected to qRT-PCR to determine threshold cycle (Ct) values. Real-time PCR was processed using lentivirus specific primers. With Ct values, the titers of lentivirus were determined by our lenti-titer calculator.



Block Type	48well
Chemistry	SYBR_GREEN
Experiment Run End Time	05/24/2016 13:20
Instrument Type	ABI Step one
Passive Reference	ROX

Sample Name	Lenti-UbC-Blank Lentivirus	STD1	STD2
C _T Value	18.33	18.78	21.78

Titer of Lenti-UbC-Blank Lentivirus =

$$[5 \times 10^7 / 2^{3(C_{Tx} - C_{t1}) / (C_{t2} - C_{t1})}] \times 100 = 6.83 \times 10^9 \text{ IU/ml}$$

C_{tx}: Ct value of sample, C_{t1}: Ct value of STD1, C_{t2}: Ct value of STD2.

(Note: the titer equation was multiplied by 100 to account for the dilution of the lentivirus sample)