

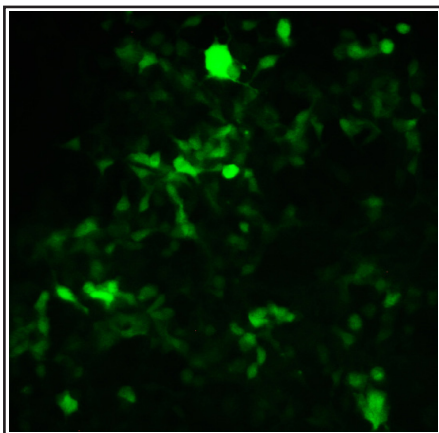
Certificate of Analysis

Product Description

Product Name	Scrambled siRNA GFP Lentivirus
Cat Number	LVP015-G
Lot Number	AT8050
Quantity	2 x 200 µl
Fluorescence Tag	GFP
Viral Titer	1.45 x 10 ⁷ IU/ml
QC Evaluation Cell Line	293T Cells (Cat no. LV010)

Specifications

	Test Method	Minimum	Results
Viral Titer	qRT-PCR	1.0 x 10 ⁷ IU/ml	1.45 x 10 ⁷ IU/ml
Transduction Signal	Fluorescence Evaluation	***	Positive
Sterility Test	Direct Culture	***	Not detected



Transduction Duration: 72 Hours

MOI: 5

Multiplicity of Infection (MOI) Calculation Method:

$$\text{MOI} = \frac{\text{Product Titer (IU/ml)} \times \text{Virus Volume (ml)}}{\text{Total Cell Number}}$$

This product is for research use only and is not intended for therapeutic or diagnostic applications.
Please contact a technical service representative for more information.

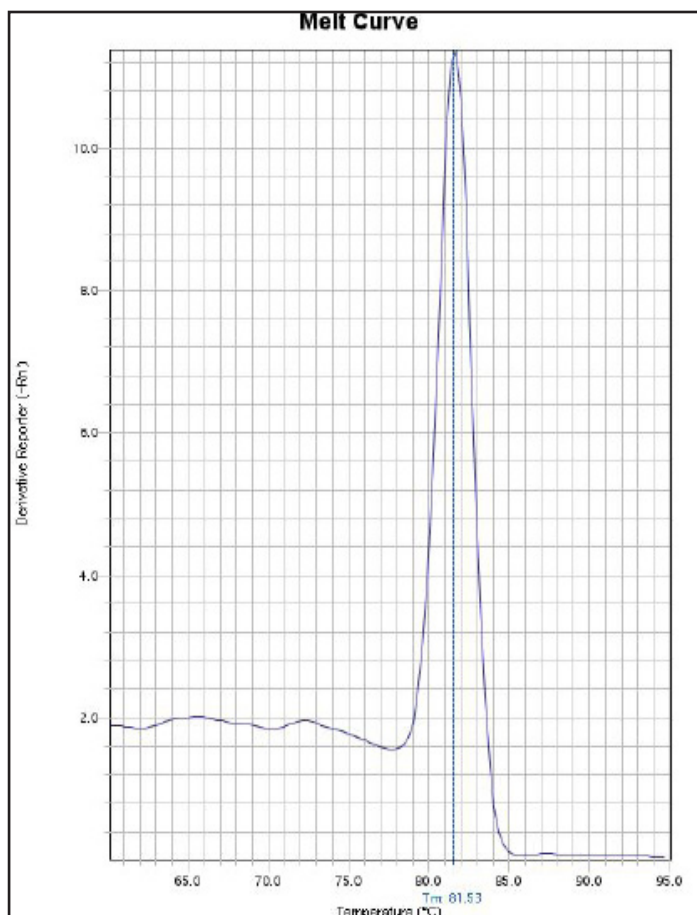
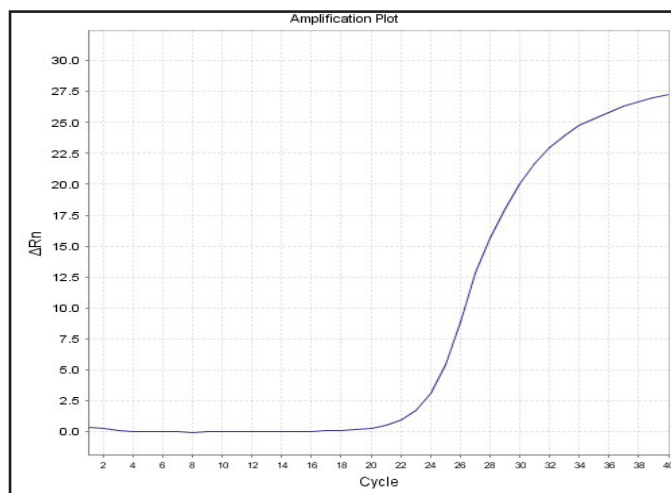
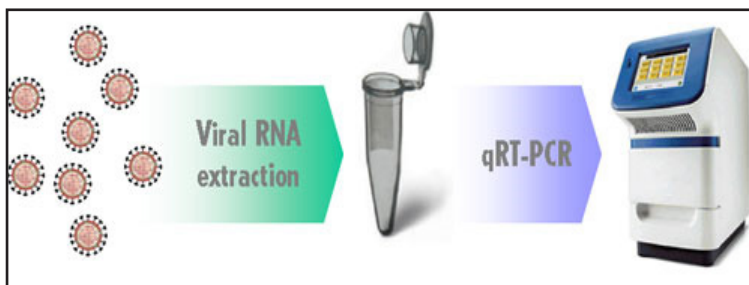
Lentivirus qRT-PCR Titer Report

Cat No. LVP015-G

Scrambled siRNA GFP Lentivirus

(05/11/2015)

Viral RNA was extracted from lentivirus and cDNA was generated from RT. The viral RNA samples (diluted 100 folds) and the lentiviral RNA STD1 and STD2 are subjected to qRT-PCR to determine threshold cycle (Ct) values. Real-time PCR was processed using lentivirus specific primers. With Ct values, the titers of lentivirus were determined by our lenti-titer calculator.



Block Type	48well
Chemistry	SYBR_GREEN
Experiment Run End Time	05/11/2015 16:50
Instrument Type	ABI Step one
Passive Reference	ROX

Sample Name	Scrambled siRNA GFP Lentivirus	STD1	STD2
C _T Value	23.71	16.63	19.15

Titer of Scrambled siRNA GFP Lentivirus =

$$\left[5 \times 10^7 / 2^{3(C_{Tx} - C_{T1}) / (C_{T2} - C_{T1})} \right] \times 100 = 1.45 \times 10^7 \text{ IU/ml}$$

C_{Tx}: C_T value of sample, C_{T1}: C_T value of STD1, C_{T2}: C_T value of STD2.

(Note: the titer equation was multiplied by 100 to account for the dilution of the lentivirus sample)